

商工会より：カナダ統計局 **5月CPI** データ発表 **2.2%** (4月 **2.2%**)
Statistics Canada released **May CPI 2.2%** (April 2.2%)

会員各位

6月22日、カナダ統計局 (Statistics Canada) より、2018年5月度消費者物価指数 (CPI) データが発表になりました。概要ポイント (仮訳) とリンク先を御連絡いたします。ご参照ください。なお、仮訳は、あくまで商工会事務局で訳したものであり英語の微妙な表現を保証したものではありません。英語原文にて確認した上でご利用ください。

ポイント仮訳：

- ◎ 5月度消費者物価、対前年同月比 **2.2%増** (同4月度2.2%)
- ◎ 分野別： 全8主要カテゴリーで上昇。エネルギー価格 (+11.6%)
- ◎ 州別： 5州で4月よりも高い上昇率。

(原文コピー)

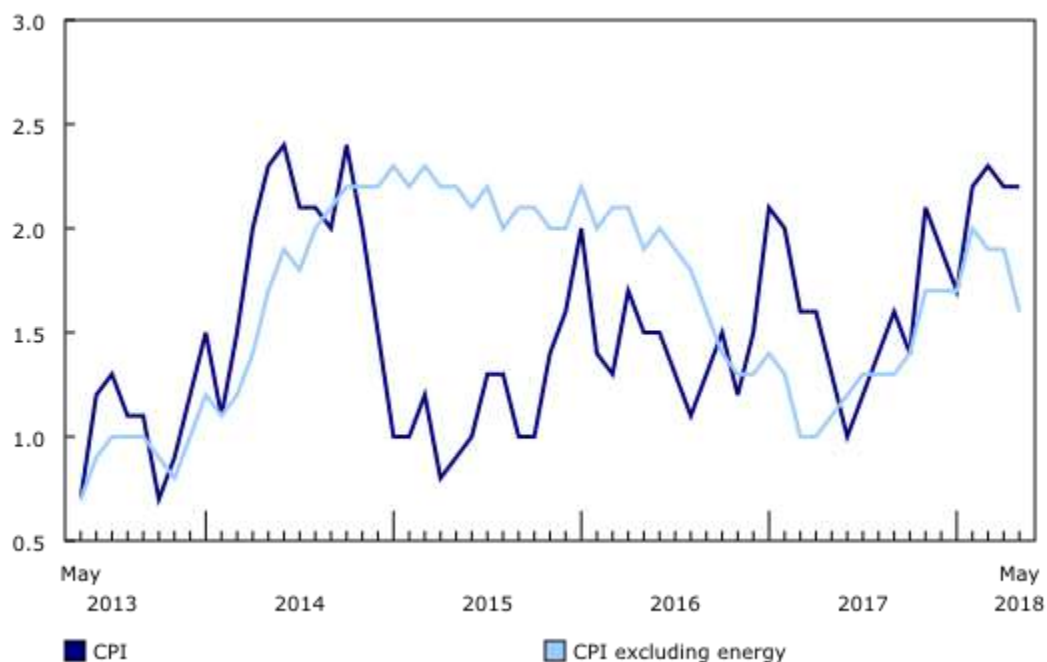
Consumer Price Index, May 2018

The Consumer Price Index (CPI) **rose 2.2%** on a year-over-year basis in May, matching the increase in April.

Chart 1 

The 12-month change in the Consumer Price Index (CPI) and the CPI excluding energy

12-month % change

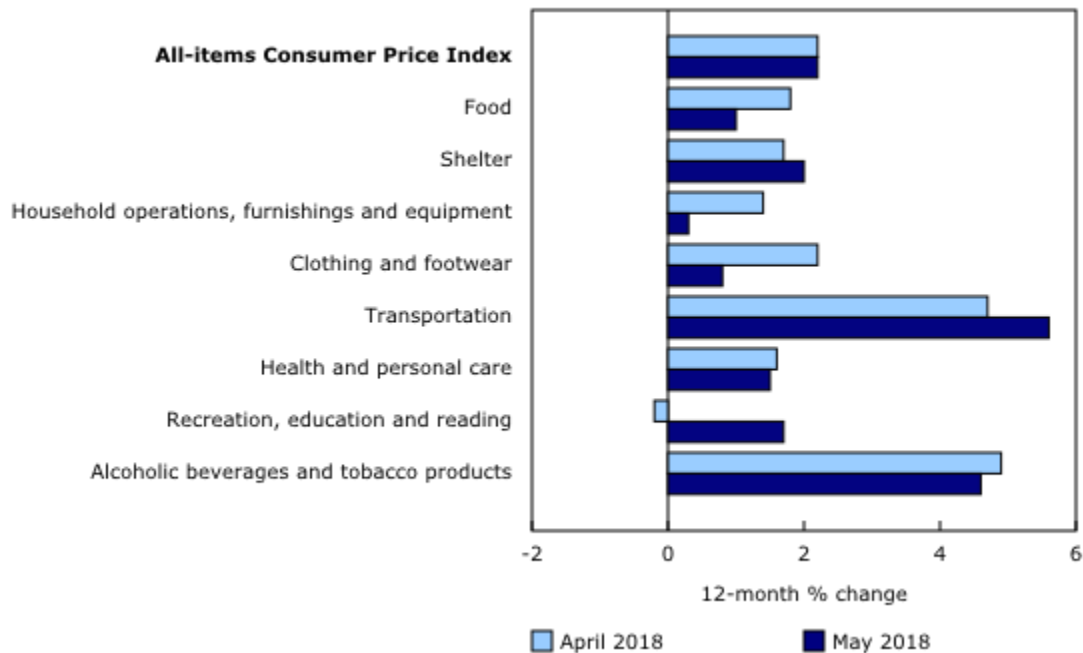


Component highlights

All eight major components increased on a year-over-year basis in May, although five of the eight major components grew at a slower rate. The transportation index rose 5.6% in May, following a 4.7% increase in April.

Chart 2 

Consumer prices increase in all major components



Energy prices rose 11.6% year over year in May, following a 6.3% increase in April. This growth was led by the gasoline index, which rose 22.9% in the 12 months to May. The electricity index (-0.8%) posted a smaller decline on a year-over-year basis in May than in the previous month. Prices for fuel oil and other fuels were up 22.2% in the 12-month period ending in May.

The all-items excluding energy index increased 1.6% on a year-over-year basis in May after a 1.9% increase in April. The principal factor offsetting the increase in May was a decline in the telephone services index, which fell 7.1% year over year, following a 0.9% decrease in April. The traveller accommodation index declined 4.2% in the 12 months to May.

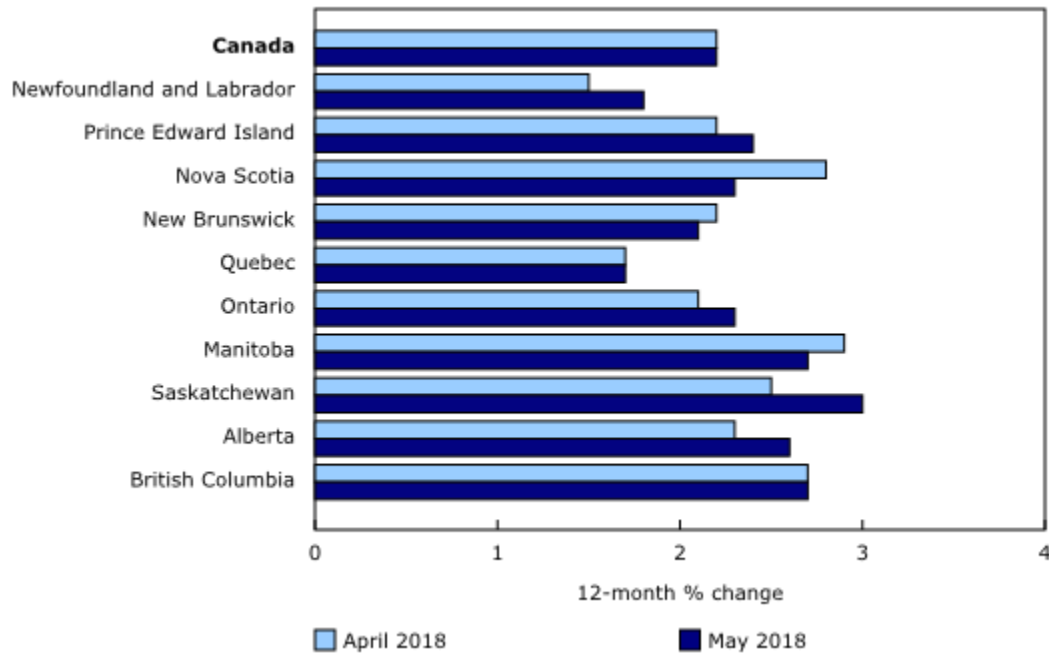
Regional highlights

Prices rose more on a year-over-year basis in five provinces in May compared with the previous month. The fresh vegetables index registered larger declines on a month-over-month basis in the Atlantic provinces compared with the other provinces. Prices for

telephone services decreased the most month over month in Newfoundland and Labrador, Prince Edward Island and New Brunswick.

Chart 3 

Consumer prices rise at a faster rate in five provinces



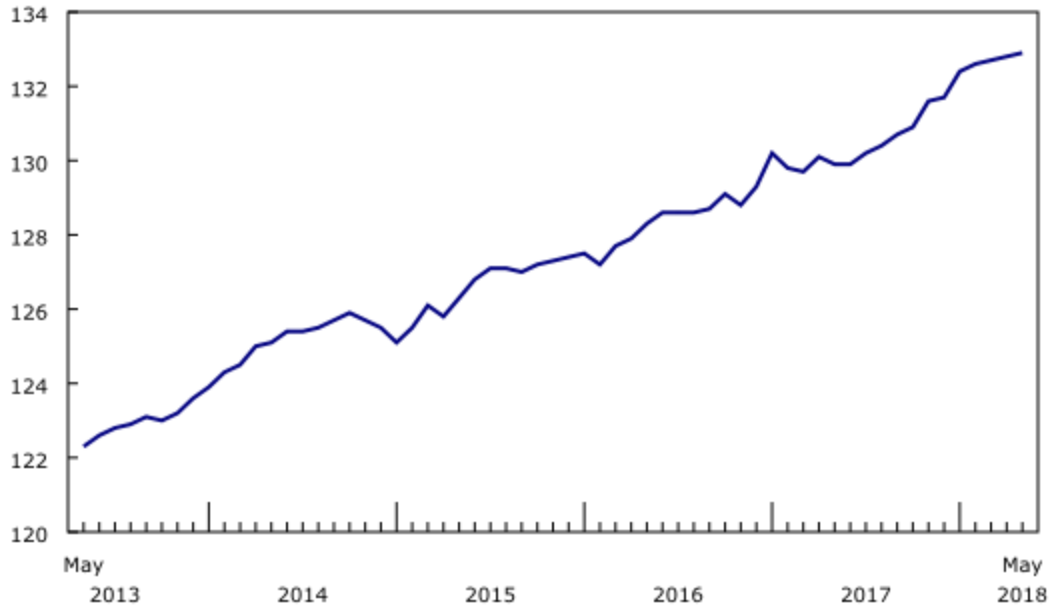
Seasonally adjusted monthly Consumer Price Index

On a [seasonally adjusted monthly basis](#), the CPI increased 0.1% in May, matching the increases in April and March. The recreation, education and reading index (+1.7%) registered the largest gain, while the household operations, furnishings and equipment index (-1.0%) declined the most.

Chart 4 

Seasonally adjusted monthly Consumer Price Index

index (2002=100)



原文は以下のサイトを参照ください。

<https://www150.statcan.gc.ca/n1/daily-quotidien/180622/dq180622a-eng.htm?HPA=1>

トロント日本商工会
事務局