

商工会事務局より(From Shokokai) :

カナダ統計局より、11 月建築許可データ発表: **7.7%減**

Statistics Canada released November Building Permits: **7.7%DOWN**

会員各位

1 月 10 日、カナダ統計局(Statistics Canada)より、2017 年 11 月の建築許可データが発表になりました。

下記概要ポイント仮訳は、あくまで商工会事務局で訳したものであり英語の微妙な表現を保証したものではありません。

英語原文にて確認した上でご利用ください。

(概要ポイント要旨仮訳)

◎ 11 月建築許可総価値 対前月比、**7.7%減、7.7 ビリオン**

◎ 主因: 戸建て住宅以外すべてで減少。

◎ 非住宅建築部門 2.9 ビリオン(対前月-12.3%) 商業施設(-9.7% 1.5.ビリオン) 政府教育研究施設(-11.3% 779 ミリオン) 産業用施設(-19.8% 574 ミリオン)

◎ 住宅建築部門 4.8 ビリオン(対前月-4.6%) 集合住宅(-10.1% 2.2 ビリオン) 戸建住宅(+0.6% 2.5 ビリオン)

◎ 州別: オンタリオ州(-9.3% 3.2 ビリオン) ケベック州(-28.3% 1.2 ビリオン) アルバータ州(+25.6% 1.2 ビリオン) ブリティッシュコロンビア州(-13.8% 1.2 ビリオン)

(以下概要原文抜粋引用)

Building permits, November 2017

The value of building permits issued by Canadian municipalities **declined 7.7% to \$7.7 billion in November**, the first decrease in three months. Nationally, the value of permits for **all building components declined**, with the **exception of single-family dwellings**.

Chart 1 

Total value of building permits

billions of dollars

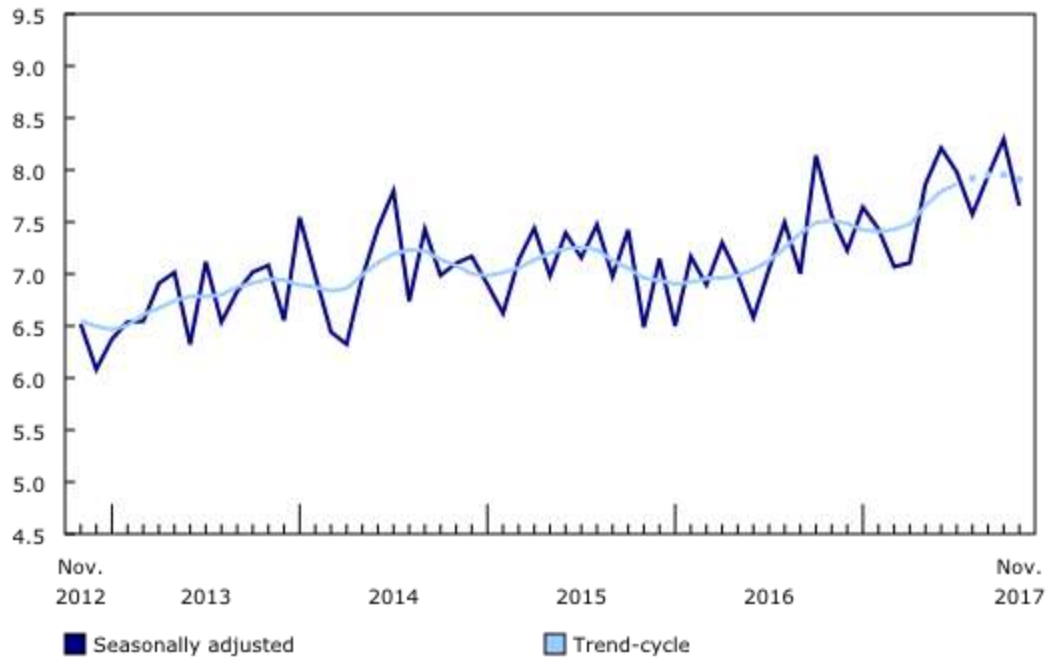
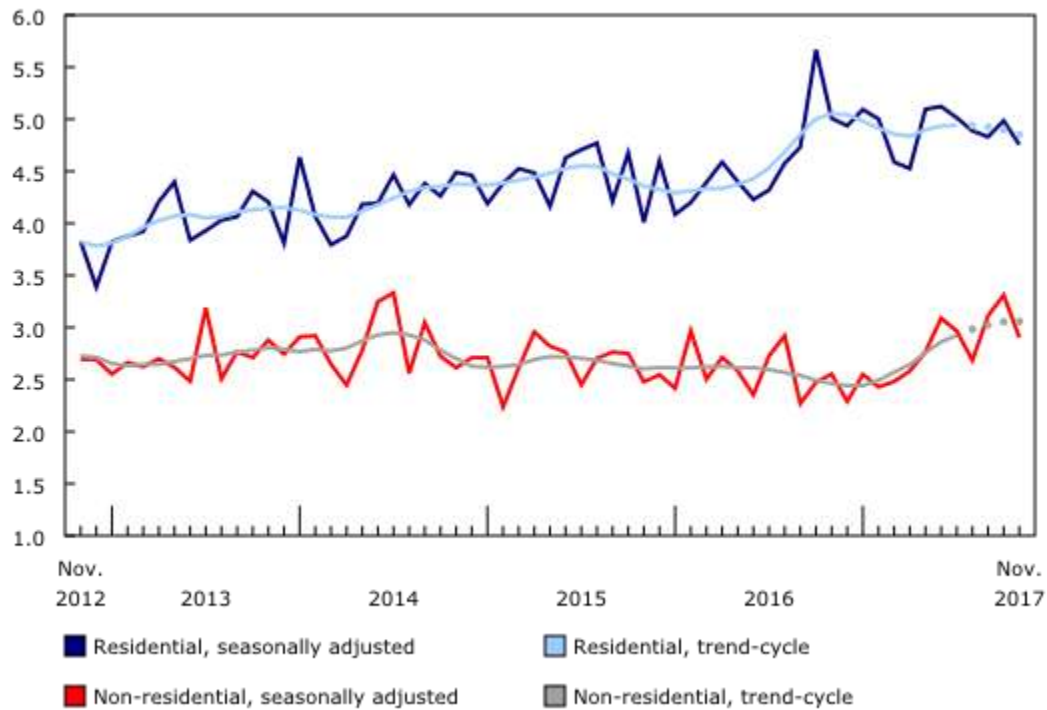


Chart 2

Value of building permits for residential and non-residential sectors

billions of dollars



Non-residential construction intentions in 2017 surpass 2016 total

The value of building permits for **non-residential structures fell 12.3% to \$2.9 billion in November**, following two monthly increases. The decline was spread over the three non-residential components (commercial, industrial and institutional).

As of November, Canadian municipalities had issued over \$100 million more in building permits in 2017 compared to the 2016 total, led by higher construction intentions for universities, hospitals and manufacturing plants. Initiatives such as the Post-Secondary Institutions Strategic Investment Fund, announced in the 2016 Federal Budget, may have contributed to the increase in the value of university building permits in 2017, while multiple high-value permits helped to drive up the overall value for hospitals and manufacturing plants.

Single-family dwellings hold steady

The value of permits for **single-family dwellings remained at \$2.6 billion in November**. After falling from a peak of \$2.9 billion in October 2016, the value of permits for single-family dwellings remained steady at approximately \$2.6 billion throughout 2017.

In Ontario, the value of permits for single-family dwellings increased gradually over the previous five months. These gains were offset by slight declines in Alberta and Quebec over the same period. Ontario led the rise in November, as the value of permits issued for single-family dwellings in the province rose 4.3% to \$1.2 billion, accounting for 46.0% of the national total.

Quebec down in November following a strong October

The value of building permits in **Quebec declined for all building components in November, falling 28.3% to \$1.2 billion**, the lowest value since February. The decrease came after the province registered a record high \$1.7 billion in October.

The decline in November mainly stemmed from lower construction intentions for **multi-family dwellings, which fell 31.2% to \$468.6 million**, following eight consecutive monthly increases.

Chart 3

Month-to-month change in value of residential building permits, November 2017

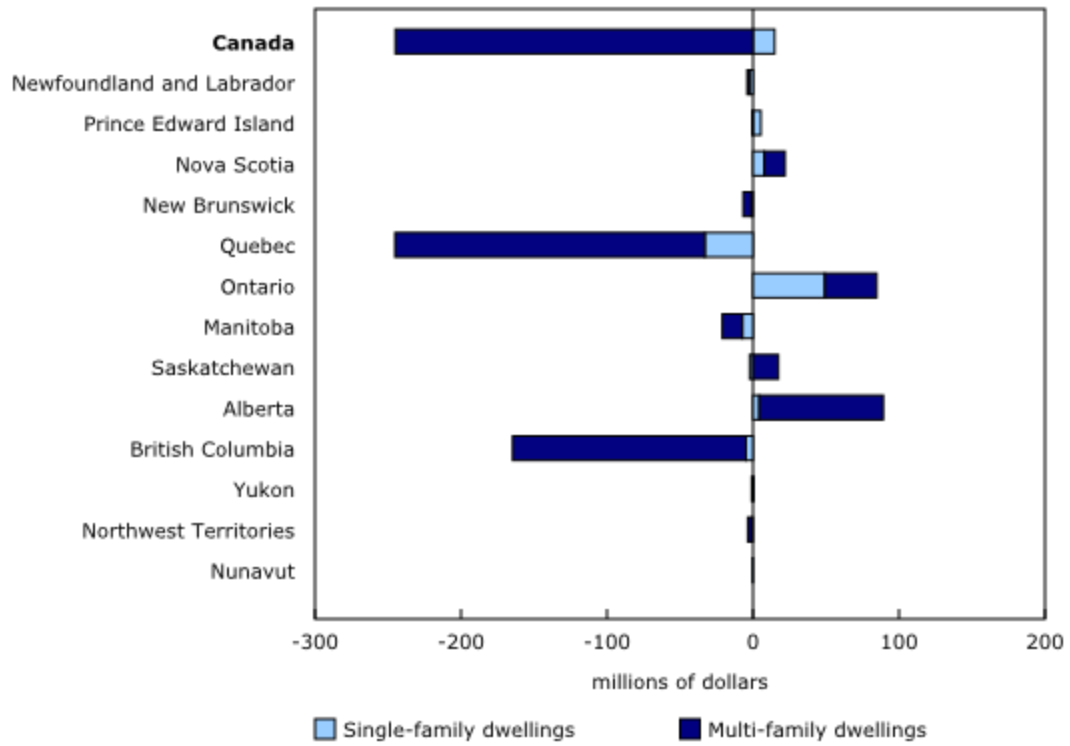
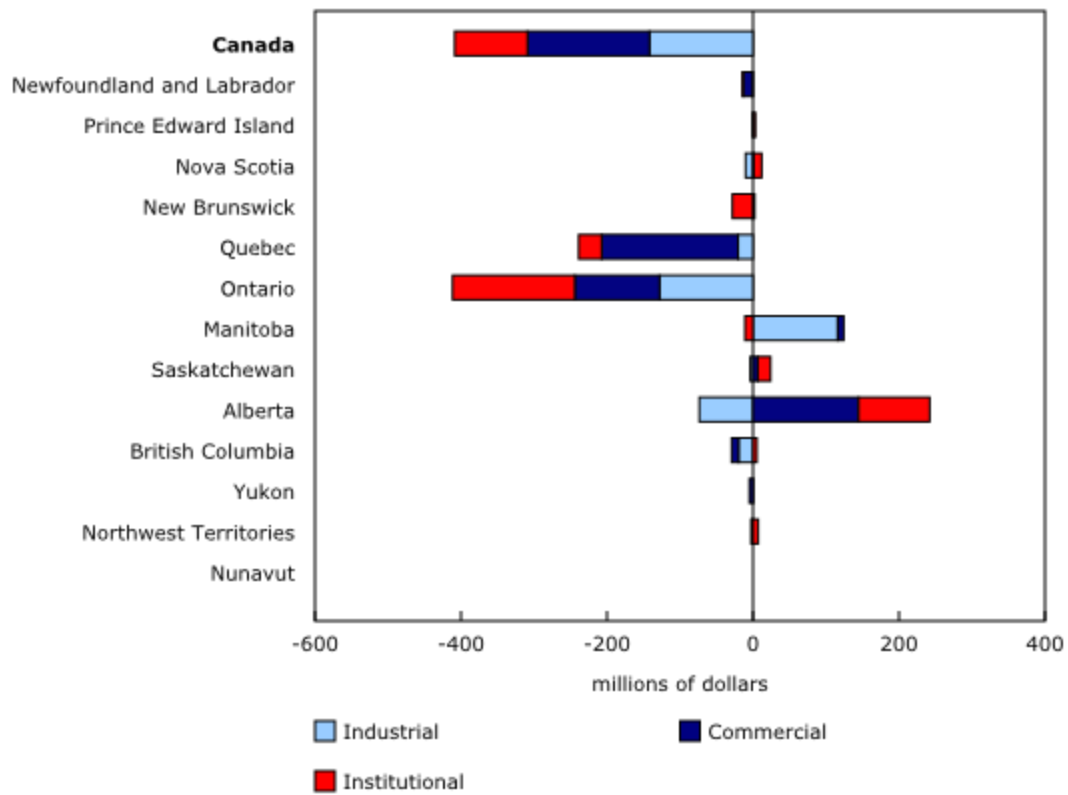


Chart 4 

Month-to-month change in value of non-residential building permits, November 2017



原文詳細は以下のサイトを参照ください。

<http://www.statcan.gc.ca/daily-quotidien/180110/dq180110a-eng.htm?CMP=mstatcan>

トロント日本商工会
事務局