

商工会事務局より:カナダ統計局より 2017 年 10 月賃金データ発表 対前年同期比 **+2.8%**
Statistics Canada released. 2017 October Ave. weekly earnings of non-farm payroll employees **+2.8%**

会員各位

1 月 25 日、カナダ統計局 (Statistics Canada) より、2017 年 10 月度賃金データが発表になりました。
概要ポイント(仮訳)とリンク先を御連絡いたします。ご参照ください。
なお、仮訳は、あくまで商工会事務局で訳したものであり英語の微妙な表現を保証したものではありません。
英語原文にて確認した上でご利用ください。

ポイント仮訳

- ◎ 2017 年 10 月度非農業部門賃金就労者週平均賃金 **対前年同期比 +2.8%**、平均\$988
- ◎ 就労時間 33.0 時間/週 (対前月比 +0.2 前年同期比 +0.3)
- ◎ 主因: 宿泊飲食(+6.7% \$ 393) 卸売り(+6.5% \$ 1230) 小売(+5.2% \$ 575)
- ◎ 州別: ケベック州(+3.9% \$ 919) オンタリオ州(+2.7% \$ 1005) ブリティッシュコロンビア州(+2.2% \$ 948)
- ◎ 非農業部門賃金雇用者数: 対前月比 微増減 対前年同月比 325800 人増(+2.0%)
- ◎ 業種別(年間ベース): 製造(+31600、+2.1%) 教育サービス(+30500 +2.4%) 科学技術専門サービス(+27800 +3.2%) 公共サービス(+27800 +2.6%)

(原文抜粋)

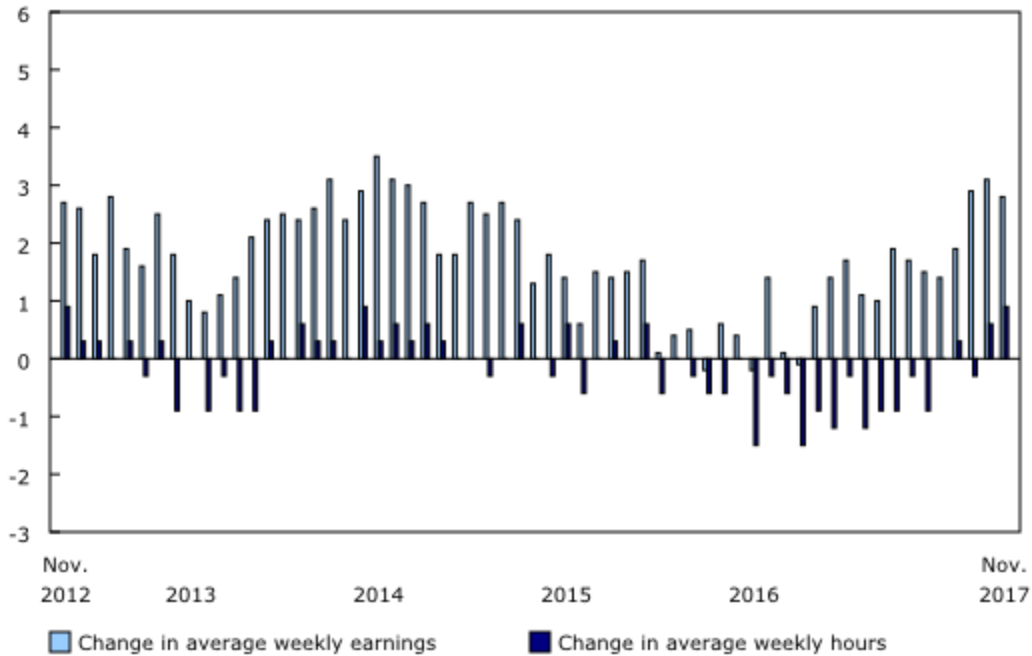
Payroll employment, earnings and hours, November 2017

Average weekly earnings of non-farm payroll employees were **\$988 in November, increasing 0.6% from October**. Compared with 12 months earlier, earnings were **up 2.8%**, with most of the gains having occurred since July 2017.

Chart 1 

Year-over-year change in average weekly earnings and average weekly hours

%



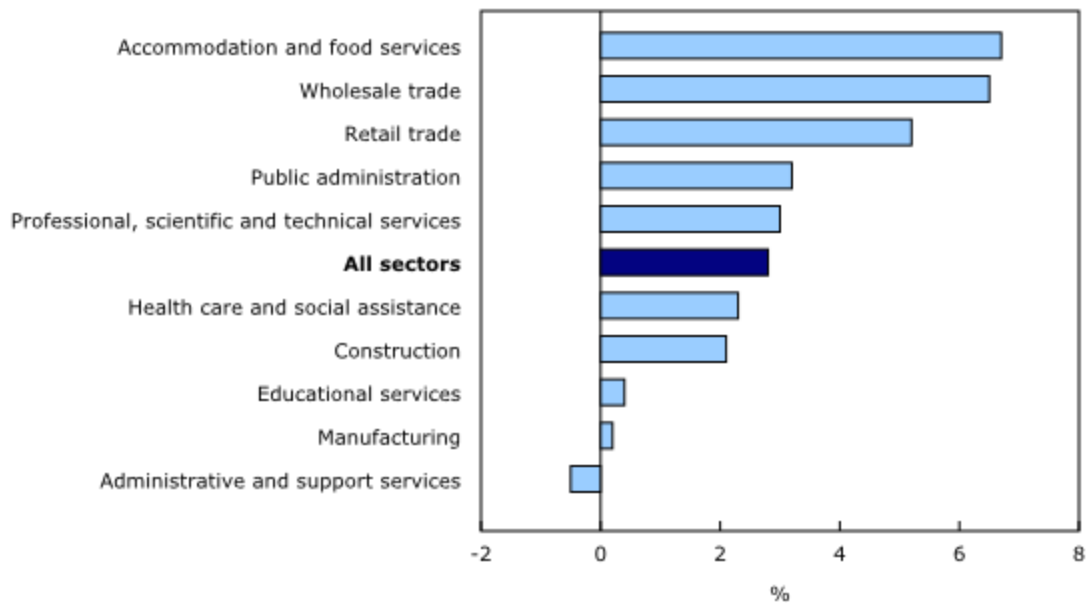
Non-farm payroll employees worked an **average of 33.0 hours per week** in November, up from 32.8 hours in October and 32.7 hours in November 2016.

Average weekly earnings by sector

In the 12 months to November, average weekly earnings increased in 7 of the 10 largest industrial sectors, led by **accommodation and food services, wholesale trade, and retail trade**. At the same time, earnings were little changed in educational services, manufacturing, and administrative and support services.

Chart 2

Year-over-year change in average weekly earnings in the 10 largest sectors, November 2017



Average weekly earnings in **accommodation and food services** rose **6.7% to \$393**, with the increase spread across the majority of provinces. Most of the year-over-year gains were the result of earnings growth from February to June 2017. Full-service restaurants and limited service eating places, as well as traveller accommodation, accounted for the majority of the increase.

In **wholesale trade**, average weekly earnings were **up 6.5% to \$1,230**. Wholesalers of machinery, equipment and supplies contributed the most to the rise, with wholesalers of food, beverage and tobacco also accounting for a notable share of the increase. Among the provinces, notable gains in the sector were observed in Prince Edward Island and Nova Scotia.

Earnings in **retail trade** rose **5.2% to an average of \$575** per week, mainly due to growth in Ontario and Quebec. Part of the increase was the result of earnings being at a relatively low point in November 2016. Health and personal care stores, motor vehicle and parts dealers, and clothing and clothing accessories stores made the largest contributions to the increase. Average weekly earnings in the sector have been trending upward since July 2017.

Average weekly earnings in public administration grew 3.2% to \$1,277 in the 12 months to November. The growth in earnings was driven by gains in local, municipal and regional public administration, with Ontario accounting for the bulk of the overall increase.

Among payroll employees in professional, scientific and technical services, average weekly earnings were up 3.0% to \$1,354, boosted by growth in Ontario and Quebec. Accounting, tax preparation and bookkeeping services contributed the most to the year-over-year increase.

In health care and social assistance, earnings rose 2.3% to an average of \$896 per week, largely due to gains in Quebec. Most of the increase in the sector was attributable to gains in ambulatory health care services, such as offices of physicians and dentists.

Average earnings in construction grew 2.1% to \$1,243 per week, mainly the result of growth in Ontario. Marked increases were also observed in Nova Scotia and New Brunswick. Heavy and civil engineering construction made the largest contribution to year-over-year growth in the sector.

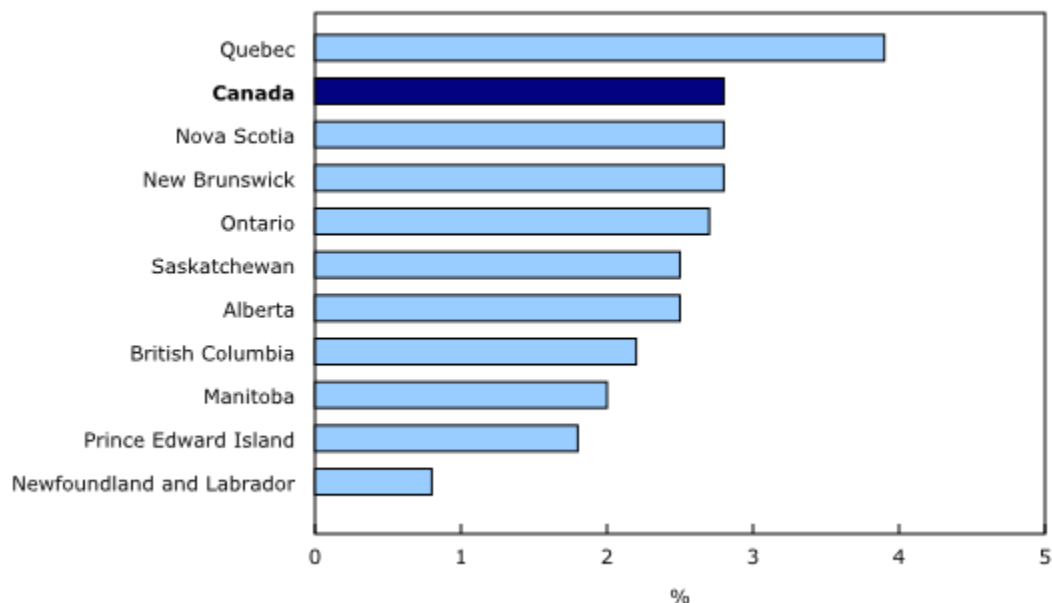
Among the smaller industrial sectors, average weekly earnings in finance and insurance were up 5.3% to \$1,350, one of the largest contributors to the national year-over-year increase of 2.8%. Growth in the finance and insurance sector was primarily driven by credit intermediation and related activities. While earnings in the sector rose in five provinces, the overall increase was mainly the result of gains in Ontario.

Average weekly earnings by province

Compared with 12 months earlier, average weekly earnings of non-farm payroll employees increased in nine provinces, led by **Quebec**. At the same time, earnings were little changed in Newfoundland and Labrador.

Chart 3 

Year-over-year change in average weekly earnings by province, November 2017



Average weekly earnings in **Quebec were up 3.9% to \$919**. Growth was spread across the majority of sectors, with health care and social assistance; retail trade; and professional, scientific and technical services contributing the most to the rise.

For payroll employees in Nova Scotia, average weekly earnings grew 2.8% to \$871. A notable increase occurred in wholesale trade, the sector which made the largest contribution to the earnings gain in the province. Construction, educational services and retail trade also accounted for a considerable share of the growth.

Earnings in New Brunswick rose 2.8% to an average of \$904 per week, driven by growth in health care and social assistance, transportation and warehousing, and construction. The majority of the year-over-year increase was the result of gains which occurred after July 2017.

For payroll employees in **Ontario, average weekly earnings were up 2.7% to \$1,005** in the 12 months to November. The growth was spread across many sectors, with public administration, finance and insurance, wholesale trade, and retail trade contributing the most to the increase.

Average weekly earnings in Alberta were up 2.5% to \$1,144. The increase was driven by earnings growth in retail trade, real estate and rental and leasing, and accommodation and food services.

In Saskatchewan, average earnings grew 2.5% to \$1,015 per week. Earnings in the province were boosted by gains in a number of sectors, led by retail trade and wholesale trade.

Among payroll employees in **British Columbia, average weekly earnings rose 2.2% to \$948**. The notable contributions of health care and social assistance, and retail trade were partly offset by a decline in administrative and support services.

In the 12 months to November, average earnings in Manitoba grew 2.0% to \$916 per week. The gains were spread across many sectors, with wholesale trade and retail trade making the largest contributions to the rise. At the same time, earnings growth in the province was tempered by declines in administrative and support services, and in health care and social assistance.

In Prince Edward Island, average weekly earnings increased 1.8% to \$837, with gains recorded in the majority of large sectors. After trending downward for most of 2017, earnings in the province have grown since September.

Non-farm payroll employment by sector

The number of non-farm payroll jobs was **little changed in November**. While payroll employment increased in several sectors, most notably in public administration, health care and social assistance, and construction, the gains were partly offset by declines in a smaller number of sectors, led by educational services. The decrease in educational services in November was mostly attributable to community colleges and CEGEPs, a decline which coincided with the college faculty strike in Ontario.

Compared with November 2016, **payroll employment rose by 325,800 (+2.0%)** in November. Increases were spread across the majority of sectors, led by health care and social assistance (+35,300 or +1.9%) and construction (+33,800 or +3.5%). Statistics Canada's other monthly survey of employment, the Labour Force Survey, showed similar employment gains overall (+2.1%), as well as in the health care and social assistance sector (+2.1%) and in construction (+3.6%).

In the November Survey of Employment, Payrolls and Hours, notable **year-over-year growth** was also recorded in **manufacturing (+31,600 or +2.1%)**, **educational services (+30,500 or +2.4%)**, **professional, scientific and technical services (+27,800 or +3.2%)** and **public administration (+27,800 or +2.6%)**.

原文は以下のサイトを参照ください。

<http://www.statcan.gc.ca/daily-quotidien/180125/dq180125b-eng.htm?CMP=mstatcan>

トロント日本商工会
事務局